



# DCA300SSC

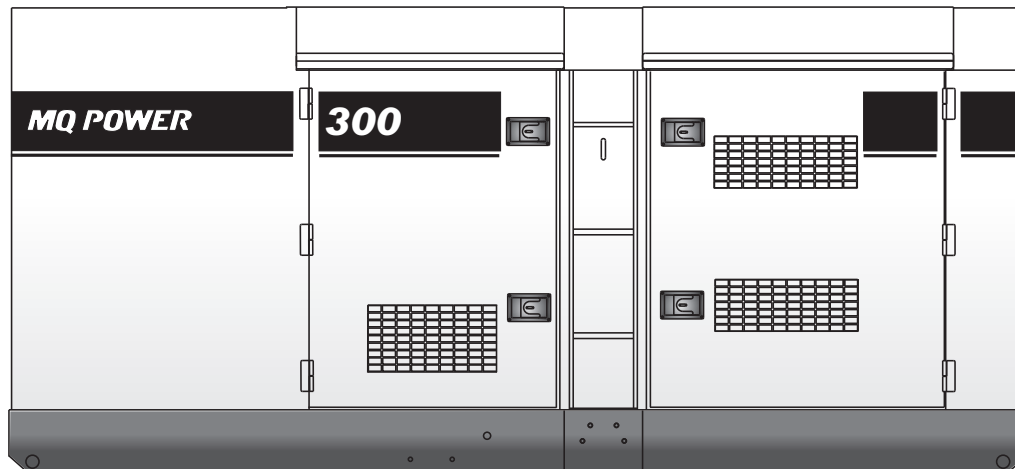
## WhisperWatt™ Generator

### WhisperWatt™ 300

Prime Rating: 240 kW (300kVA)

Standby Rating: 264 kW (330 kVA)

60 Hertz



#### Standard Features

- **Heavy duty, turbocharged, direct injection diesel engine** provides maximum reliability.
- **Brushless alternator** reduces service and maintenance requirements and meets temperature rise standards for Class F insulation systems.
- **Open delta alternator design** provides virtually unlimited excitation for maximum motor starting capability.
- **Automatic voltage regulator (AVR)** provides precise regulation.
- **Electronic governor system with idle switch** maintains frequency to  $\pm 0.25\%$ .
- **Full load acceptance** of standby nameplate rating in one step (NFPA 110, para 5-13.2.6).
- **Sound attenuated, weather resistant, steel housing** provides operation at 73 dB(A) at 23 feet. Fully lockable enclosure allows safe unattended operation.
- **Internal fuel tank** with direct reading fuel gauges are standard.
- **Fuel / water separator** removes condensation from fuel for extended engine life.
- **E-Coat primer** with polyurethane enamel finish coat.
- **Low coolant level shutdown system** provides protection from critically low coolant levels. Includes control panel warning light.
- **Complete engine analog instrumentation** includes DC ammeter, oil pressure gauge, water temp. gauge, tachometer/hour meter, preheat indicator, manual engine speed control, emergency shutdown monitors, and emergency stop button.
- **Complete generator analog instrumentation** includes voltage regulator control, ammeter phase selector switch, voltmeter phase selector switch, AC voltmeter, AC ammeter, frequency meter, panel light, and circuit breaker.
- **Automatic safety shutdown system** monitors the water temperature, engine oil pressure, overspeed, and overcrank. Warning lights indicate abnormal conditions.
- **Auto start/stop control** allows generator to start automatically in the event of a commercial power failure.
- **Complete power panel.** Fully covered; three-phase terminals and single phase receptacles allow fast and convenient hookup for most applications including temporary power boxes, tools and lighting equipment. All are NEMA standard.
- **Two stage air filter**
- **Simultaneous single and three phase power.**
- **Emergency stop switch.**
- **Battery switch**
- **Documentation box**
- **EPA emissions certified.** - Tier 3 emissions compliant.



# DCA300SSC

## WhisperWatt™ Generator

### Generator Specifications

Design	Revolving field, Self-ventilated Drip-proof, Single bearing
No. of Poles	4-pole
Excitation	Brushless with AVR
Standby Output	264 KW (330 KVA)
Prime Output	240 KW (300 KVA)
Generator RPM	1800
Voltage — 3Ø	208, 220, 240, 416, 440, 480V Reconnectable
Voltage — 1Ø	120, 127, 139, 240, 254, 277V Adjustable
Armature Connection	Star with neutral
Voltage Regulation (No load to full load)	±0.5%
Power Factor	0.8
Frequency	60 Hz
Frequency Regulation: No Load to Full Load	Isochronous under varying loads from no load to 100% rated load
Frequency Regulation: Steady State	±0.25% of mean value for constant loads from no load to full load
Insulation	Class F
Sound Level dB(A) Full load at 23 ft	73

### Engine Specifications

Make/Model	Cummins / QSL9-G3
Emissions	EPA Tier 3 Certified
Starting System	Electric
Design	4-cycle water cooled, direct injection, turbocharged, charge air cooled
Displacement	8900 cc
No. cylinders	6
Bore x Stroke (mm)	114 x 145
Gross Engine Power Output	399 hp (297 kW)
BMEP	287 psi (1979 kPa)
Piston Speed	1707 ft/min (8.7 m/s)
Compression Ratio	17.8 : 1
Engine Speed	1800 rpm
Overspeed Limit	2040 rpm
Oil capacity gallons (liters)	7.0 (26.5)
Battery	150Ah x 2 (24V system)

### Fuel System

Recommended Fuel	ASTM-D975-No.1 & No. 2-D
Maximum Fuel Flow (per hour)	22 gal (83 L)
Maximum Inlet Restriction (Hg)	6.0 in. (152 mm)
Fuel Tank Capacity	129 gal (490 L)
Fuel Consumption	
full load gph (lph)	19.0 (72.0)
75% load gph (lph)	15.5 (58.6)
50% load gph (lph)	11.1 (41.9)
25% load gph (lph)	5.9 (22.4)

### Cooling System

Fan Load	12 hp (9 kW)
Coolant Capacity (with radiator)	11.3 gal (43.0 L)
Coolant Flow Rate	60.5 gal (229 L)
Heat Rejection to Coolant	6310 Btu (6.6 MJ)
Maximum Coolant Friction Head	5.0 psi (35 kPa)
Maximum Coolant Static Head	60 ft (18 m)
Ambient Temperature Rating	104°F (40°C)

### Air

Combustion Air	770 cfm (21.8 m³/min)
Maximum Air Cleaner Restriction	25 in. H <sub>2</sub> O (6.25 kPa)
Alternator Cooling Air	2797 cfm (79.0 m³/min)
Radiator Cooling Air	7946 cfm (225 m³/min)

### Exhaust System

Gas Flow (full load)	2040 cfm (57.9 m³/min)
Gas Temperature	1035°F (560°C)
Maximum Back Pressure	40.8 in. H <sub>2</sub> O (10.2 kPa)

### Amperage

Rated Voltage	Maximum Amps
1Ø 120 Volt	666.7 Amps (4 wire)
1Ø 240 Volt	333.3 Amps (4 wire)
3Ø 240 Volt	722 Amps
3Ø 480 Volt	361 Amps
Main Line Circuit Breaker Rating	800 Amps
Over Current Relay Trip Set Point	361 Amps

### Warranty\*

#### Cummins Engine

12 months from date of purchase with unlimited hours.

#### Generator

24 months from date of purchase or 2000 hours (whichever occurs first).

#### Trailer

12 months excluding normal wear items.

\*Refer to the express written, one-year limited warranty sheet for additional information.

Generator is not intended for use in enclosed areas or where free flow of air is restricted. Backfeed to a utility system can cause electrocution and/or property damage. Do not connect to any building's electrical system except through an approved device.

**Specifications are subject to change without notice.**



# DCA300SSC WhisperWatt™ Generator

## MQ POWER DECIBEL LEVELS

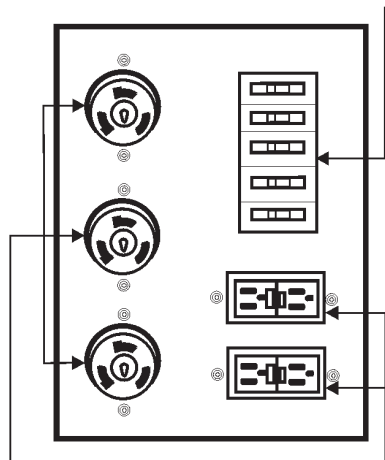
Our soundproof housing allows substantially lower operating noise levels than competitive designs. WhisperWatts are at home on construction sites, in residential neighborhoods, and at hospitals — just about anywhere.

- 90 — Subway / truck traffic
- 80 — Average city traffic
- 73.0 — WhisperWatt at 23 feet
- 70 — Inside car at 60 mph
- 60 — Air conditioner at 20 feet
- 50 — Normal conversation



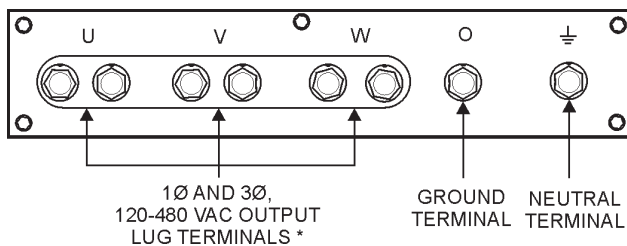
## Generator Output Panels

CIRCUIT BREAKERS  
TWIST LOCK AND GFCI  
RECEPTACLES



CS-6369 TWIST-LOCK  
RECEPTACLES (3)  
240/139V, 50 AMPS

GFCI RECEPTACLES (2)  
120 VAC, 20 AMP



1Ø AND 3Ø,  
120-480 VAC OUTPUT  
LUG TERMINALS \*

GROUND  
TERMINAL      NEUTRAL  
TERMINAL

## Optional Generator Features

- Battery charger** — provides fully automatic and self-adjusting charging to the generator's battery system.
- Jacket water heater** — for easy starting in cold weather climates.
- Special batteries** — long life batteries provide extra engine cranking power.
- Spring Isolators** — provides extra vibration protection for standby applications.
- Trailer mounted package** — highway legal trailer with electric or surge brakes with triple axle configuration. Extra capacity fuel tanks are also available.

## Optional Control Features

- Audible alarm** — alerts operator of abnormal conditions.

## Optional Fuel Cell Features

- Trailer fuel tank** — a second fuel cell located in the trailer allows for extended run time.
- Subbase fuel cells (double wall)** — Additional fuel cell for extended runtime operation. Contains a leak sensor, low fuel level switch, and a secondary containment tank. UL142 listed.
  - 12 hours of minimum run time.
  - 24 hours of minimum run time.

## Optional Output Connections

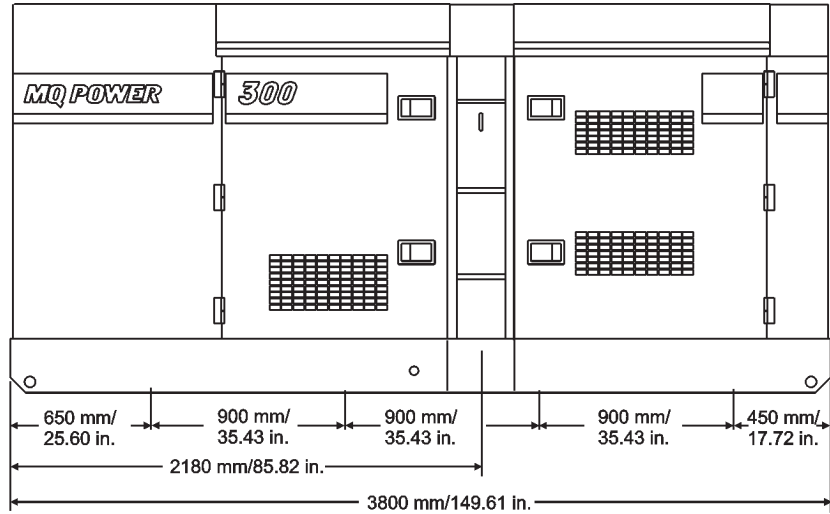
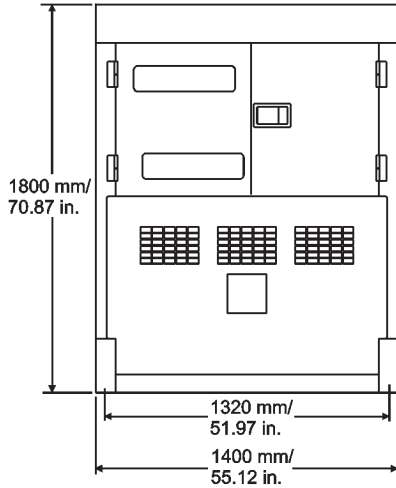
- Cam-Loks** — provides quick disconnect alternative to bolt-on connectors.
- Pin and Sleeve connectors** — provides industry standard connectors for all voltage requirements.
- Output cable** — available in any custom length and size configuration.



# DCA300SSC

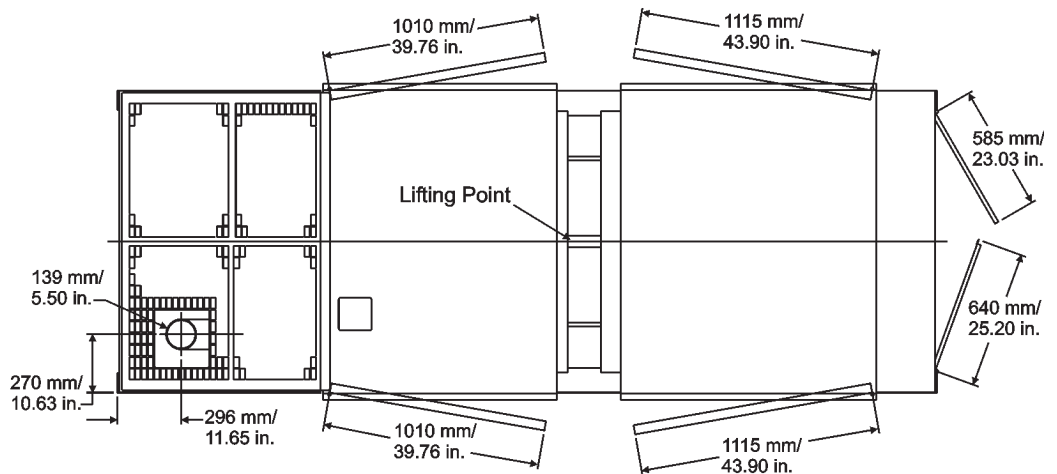
## WhisperWatt™ Generator

### Dimensions



### Weight

Dry Weight	8,644 lbs (3920 kg)
Wet Weight	9,769 lbs (4430 kg)
Max. Lifting Point Capacity	16500 lbs (7484 kg)



Units manufactured by Denyo Corp.

Your MQ Power dealer is:



**MQ POWER**  
 POST OFFICE BOX 6254  
 CARSON, CA 90749  
 310-537-3700 • 800-421-1244  
 FAX: 310-632-2656  
 E-MAIL: mq@multiquip.com  
 WEBSITE: www.mqpower.com