

ORDER INVOICE WITH ENGINEERING BREAKDOWN [BT400252]

APRIL 03, 2022

(BT400252)-ENGINE (BBA146020A)-CEM

For Help Desk Phone Numbers [Click here](#)

Caution Ordering Parts from TMI Order Invoice with Engineering Breakdown

Order Invoice with Engineering Breakdown information is provided by the orders system, once you click breakdown of a part, TMI pulls the information from the Engineering Data System (EDS).

EDS is not a manufacturing bill of material system but a engineering part in effect system. TMI uses the built date and calls EDS to pull the part in effect at that time.

Recently, TMI added an as manufactured tab. This tab provides the consist as reported from the engine factory. This data is limited but growing for new manufactured engines. To see an example enter "AT400559"

As-Manufactured tab is refreshed with correct data. The history records as well as the current data with wrong details are deleted. From 28th march 2019, TMI is maintaining only current data which possesses correct details.

To validate you are ordering a correct part, TMI encourages you to contact Morton Parts. 800-566-7782 or <https://pscrmwebforms.cat.com/GDSNquickentry.aspx>

The below option will email full breakdown of the serial number

Excel PDF

FullBreakDown

Sales Model: C32 Invoice Number:GE 824028 Dealer: E455 S.O. Number: SLNDH00 Invoice Date: 2018-05-07

Feature Code


Part Numbers

Ship Loose


[Help](#)

Feature Codes [Top](#)

61 results found, displaying 1 to 61

Reference Number	Eng Chg	Quantity	ASM	LESS 	Set Type	Reference Drawing	Description
AFTONE_I	F	1	I				AFTERTREATMENT
C32DP22	F	1	I			Drawing...	C32 DIT-ATAAC IND ENGINE 22
CEMIMT3	F	1	I				CEM-INSTALLED ENGINE MTD
CEMSPPT	F	1	I			Drawing...	ENGINE MOUNTED CEM SUPPORT
CEMFCTY	F	1	I			Drawing...	FACTORY INSTALLED ENG MTD CEM
ALMTM28	F	1	I			Drawing...	ALTERNATOR MOUNTING 28
BLTGD27	F	1	I			Drawing...	BELT GUARD 27
CGTPS04	F	1	S			Drawing...	REMOTE SPEED CONT-HAND KNOB
WTLIN21	F	1	I			Drawing...	WATER LINES F/U/W BELT GUARDS
WTLIN31	F	1	I			Drawing...	TRANSMISSION WATER LINES
NOEUCRT	F	1	I			Drawing...	NO EU CERT REQUEST-SEE DETAILS
FLYHG85	F	1	I			Drawing...	FLYWHEEL HSG-SAE NO. 0 STD DTY
FLYAD00	F	1	I				FLYWHEEL ADAPTER-SAE NO. 0
FULIN32	F	1	I			Drawing...	LINES GP-FUEL 32

61 results found, displaying 1 to 61

Reference Number	Eng Chg	Quantity	ASM	LESS 	Set Type	Reference Drawing	Description
OLGAG50	F	1	I				OIL LEVEL GAUGE-LH REG CAP
OILPN09	F	1	I			Drawing...	OIL PAN-REGULAR 68L
OFLRH06	F	1	I			Drawing...	OIL FILLER-RH
STRSB08	F	1	I			Drawing...	STRUCTURAL STEEL BASE
ENGSP13	F	1	I			Drawing...	FRONT ENGINE SUPPORT 13
ENGSUP8	F	1	I			Drawing...	REAR ENGINE SUPPORT
NOHDRR0	F	1	I			Drawing...	NO HYDRAULIC PMP DRIVE RH REAR
NOHDRL0	F	1	I			Drawing...	NO HYDRAULIC PMP DRIVE LH REAR
PULRAD2	F	1	I			Drawing...	DAMPER W/ ACC DRIVE & RAD
NOLHADR	F	1	I			Drawing...	NO LH AUXILIARY DRIVE
ELSML31	F	1	I			Drawing...	ELECTRIC STARTING MOTOR LH 24V
NOJWH28	F	1	I				NO JACKET WATER HEATER
PNTYLLW	F	1	I				CAT YELLOW PAINT
ACLDE02	F	1	S			Drawing...	AIR CLEANER-DUAL ELEMENT-SL 02
ALT2460	F	1	I			Drawing...	CHARGING ALTERNATOR-24V 65AMP
BELT001	F	1	I				POLY VEE BELT 01
FANS027	F	1	I			Drawing...	SUCTION FAN-56"
RAD0052	F	1	I			Drawing...	RADIATOR 52
FDV0069	F	1	I			Drawing...	FAN DRIVE 0.58 RATIO 69
RADGD07	F	1	I			Drawing...	RADIATOR GUARD
FANAD10	F	1	I			Drawing...	FAN ADAPTER 10
CLS0001	F	1	S			Drawing...	COOLANT LEVEL SENSOR-SL
WTOTEL2	F	1	I			Drawing...	WATER OUTLET ELBOW-VERTICAL
DRCP001	F	1	S			Drawing...	DUAL RAIN CAPS
FUMDI10	F	1	I			Drawing...	COVERS AND FUMES DISPOSAL
INSRH00	F	1	I			Drawing...	INSTRUMENT PANEL
BTRCBL1	F	1	S				BATTERY CABLES 1880 MM (74")
AIRLG29	F	1	I			Drawing...	DUAL AIR INLET
ECMSTD1	F	1	I			Drawing...	ELECTRONIC CONTROL MODULE
NOCOMPR	F	1	I				NO COMPRESSOR
TRBLN01	F	1	I			Drawing...	TURBO OIL DRN LINE-FWD FACING
LUBOIL2	F	1	I				LUBRICATING OIL-68L STD PAN
CBM0009	F	1	I			Drawing...	CIRCUIT BREAKER MTG-70AMP
CERTT4F	F	1	I			Drawing...	EPA/CARB TIER 4
EXHFRNT	F	1	I			Drawing...	FRONT FACING EXHAUST
INDUSTB	F	1	I				INDUSTRIAL B RATING
INDUSTR	F	1	I				INDUSTRIAL ENGINE
NOAIRL1	F	1	I				NO AIR LINES F/U/W RADIATOR
MWCODED	F	1	I				OTHER MECHANICAL DRIVE
MSCPB13	F	1	I				WELL SERVICE AUXILIARY
HPO1000	F	1	I				1000 BHP (745 BKW) W/O FAN
MSPETWS	F	1	I				PETRO WELL SERVICING
1800RPM	F	1	I			Drawing...	1800 RPM
TURBOSD	F	1	I				TURBO-SIDE MOUNTED
0V2329	F	1	I				PRODUCTION CORRECTION
3551511	F	1	I	L			PLUG GP
5560857	F	1	I				PLUG GP-WTR LINE

Part Numbers [Top](#)

194 results found, displaying 1 to 194



194 results found, displaying 1 to 194

Reference Number	Eng Chg	Quantity	ASM	LESS	Set Type	Description	BreakDown...	Reference Drawing	SIS Part Diagram
AFTONE_I	F	1	I			AFTERTREATMENT	BreakDown...		View Diagram
C32DP22	F	1	I			C32 DIT-ATAAC IND ENGINE 22	BreakDown...		View Diagram
CEMIMT3	F	1	I			CEM-INSTALLED ENGINE MTD	BreakDown...		View Diagram
CEMSPPT	F	1	I			ENGINE MOUNTED CEM SUPPORT	BreakDown...		View Diagram
CEMFCTY	F	1	I			FACTORY INSTALLED ENG MTD CEM	BreakDown...		View Diagram
ALTMT28	F	1	I			ALTERNATOR MOUNTING 28	BreakDown...		View Diagram
BLTGD27	F	1	I			BELT GUARD 27	BreakDown...		View Diagram
CGTPS04	F	1	S			REMOTE SPEED CONT-HAND KNOB	BreakDown...		View Diagram
WTLIN21	F	1	I			WATER LINES F/U/W BELT GUARDS	BreakDown...		View Diagram
WTLIN31	F	1	I			TRANSMISSION WATER LINES	BreakDown...		View Diagram
NOEUCRT	F	1	I			NO EU CERT REQUEST-SEE DETAILS	BreakDown...		View Diagram
FLYHG85	F	1	I			FLYWHEEL HSG-SAE NO. 0 STD DTY	BreakDown...		View Diagram
FLYAD00	F	1	I			FLYWHEEL ADAPTER-SAE NO. 0	BreakDown...		View Diagram
FULIN32	F	1	I			LINES GP-FUEL 32	BreakDown...		View Diagram
OLGAG50	F	1	I			OIL LEVEL GAUGE-LH REG CAP	BreakDown...		View Diagram
OILPN09	F	1	I			OIL PAN-REGULAR 68L	BreakDown...		View Diagram
OFLRH06	F	1	I			OIL FILLER-RH	BreakDown...		View Diagram
STRSB08	F	1	I			STRUCTURAL STEEL BASE	BreakDown...		View Diagram
ENGSP13	F	1	I			FRONT ENGINE SUPPORT 13	BreakDown...		View Diagram
ENGSUP8	F	1	I			REAR ENGINE SUPPORT	BreakDown...		View Diagram
NOHDRR0	F	1	I			NO HYDRAULIC PMP DRIVE RH REAR	BreakDown...		View Diagram
NOHDRL0	F	1	I			NO HYDRAULIC PMP DRIVE LH REAR	BreakDown...		View Diagram
PULRAD2	F	1	I			DAMPER W/ ACC DRIVE & RAD	BreakDown...		View Diagram
NOLHADR	F	1	I			NO LH AUXILIARY DRIVE	BreakDown...		View Diagram
ELSML31	F	1	I			ELECTRIC STARTING MOTOR LH 24V	BreakDown...		View Diagram
NOJWH28	F	1	I			NO JACKET WATER HEATER	BreakDown...		View Diagram
PNTYLLW	F	1	I			CAT YELLOW PAINT	BreakDown...		View Diagram
ACLDE02	F	1	S			AIR CLEANER-DUAL ELEMENT-SL 02	BreakDown...		View Diagram
ALT2460	F	1	I			CHARGING ALTERNATOR-24V 65AMP	BreakDown...		View Diagram
BELT001	F	1	I			POLY VEE BELT 01	BreakDown...		View Diagram
FANS027	F	1	I			SUCTION FAN-56"	BreakDown...		View Diagram
RAD0052	F	1	I			RADIATOR 52	BreakDown...		View Diagram
FDV0069	F	1	I			FAN DRIVE 0.58 RATIO 69	BreakDown...		View Diagram
RADGD07	F	1	I			RADIATOR GUARD	BreakDown...		View Diagram
FANAD10	F	1	I			FAN ADAPTER 10	BreakDown...		View Diagram
CLS0001	F	1	S			COOLANT LEVEL SENSOR-SL	BreakDown...		View Diagram
WTOTEL2	F	1	I			WATER OUTLET ELBOW-VERTICAL	BreakDown...		View Diagram
DRCP001	F	1	S			DUAL RAIN CAPS	BreakDown...		View Diagram
FUMDI10	F	1	I			COVERS AND FUMES DISPOSAL	BreakDown...		View Diagram
INSRH00	F	1	I			INSTRUMENT PANEL	BreakDown...		View Diagram
BTRCBL1	F	1	S			BATTERY CABLES 1880 MM (74")	BreakDown...		View Diagram
AIRLG29	F	1	I			DUAL AIR INLET	BreakDown...		View Diagram
ECMSTD1	F	1	I			ELECTRONIC CONTROL MODULE	BreakDown...		View Diagram
NOCOMPR	F	1	I			NO COMPRESSOR	BreakDown...		View Diagram
TRBLN01	F	1	I			TURBO OIL DRN LINE-FWD FACING	BreakDown...		View Diagram
LUBOIL2	F	1	I			LUBRICATING OIL-68L STD PAN	BreakDown...		View Diagram
CBM0009	F	1	I			CIRCUIT BREAKER MTG-70AMP	BreakDown...		View Diagram
CERTT4F	F	1	I			EPA/CARB TIER 4	BreakDown...		View Diagram
EXHFRNT	F	1	I			FRONT FACING EXHAUST	BreakDown...		View Diagram
INDUSTB	F	1	I			INDUSTRIAL B RATING	BreakDown...		View Diagram
INDUSTR	F	1	I			INDUSTRIAL ENGINE	BreakDown...		View Diagram



194 results found, displaying 1 to 194

Reference Number	Eng Chg	Quantity	ASM	LESS Set Type	Description	BreakDown...	Reference Drawing	SIS Part Diagram
NOAIRL1	F	1	I		NO AIR LINES F/U/W RADIATOR	BreakDown...		View Diagram
MWCODED	F	1	I		OTHER MECHANICAL DRIVE	BreakDown...		View Diagram
MSCPB13	F	1	I		WELL SERVICE AUXILIARY	BreakDown...		View Diagram
HP01000	F	1	I		1000 BHP (745 BKW) W/O FAN	BreakDown...		View Diagram
MSPETWS	F	1	I		PETRO WELL SERVICING	BreakDown...		View Diagram
1800RPM	F	1	I		1800 RPM	BreakDown...		View Diagram
TURBOSD	F	1	I		TURBO-SIDE MOUNTED	BreakDown...		View Diagram
0V2329	F	1	I		PRODUCTION CORRECTION	BreakDown...		View Diagram
3551511	F	1	I	L	PLUG GP	BreakDown...		View Diagram
5560857	F	1	I		PLUG GP-WTR LINE	BreakDown...		View Diagram
GP3222	00	1	I		C32 IND B T4F SIDE FRNT EXH DU	BreakDown...	Drawing...	View Diagram
- 4572086	00	1	I		ENGINE AR-CORE	BreakDown...		View Diagram
- 2352014	01	1	I		LIFTING GP	BreakDown...		View Diagram
- 2639766	00	1	I		PLUG GP-HEAD	BreakDown...		View Diagram
- 2726645	02	1	I		PLUG GP-BLOCK	BreakDown...		View Diagram
- 2726646	01	1	I		PLUG GP-BLOCK	BreakDown...		View Diagram
- 2796020	00	1	I		PLUG GP - HEAD	BreakDown...		View Diagram
- 2796021	00	1	I		PLUG GP-HEAD	BreakDown...		View Diagram
- 2796023	00	1	I		PLUG GP - HEAD	BreakDown...		View Diagram
- 3317465	02	1	I		PUMP GP-F XFR&C	BreakDown...		View Diagram
- 3430614	04	1	I		MANIFOLD GP - EXHAUST	BreakDown...		View Diagram
- 3447508	04	1	I		LINES GP - OIL	BreakDown...		View Diagram
- 3460676	01	1	I		PLUG GP - WATER LINE	BreakDown...		View Diagram
- 3474107	00	1	I		COVER GP	BreakDown...		View Diagram
- 3474286	02	1	I		CONTROL GP - EGR	BreakDown...		View Diagram
- 3474287	02	1	I		ELBOW GP - AIR	BreakDown...		View Diagram
- 3479437	02	1	I		MANIFOLD GP - INTAKE	BreakDown...		View Diagram
- 3480392	11	1	I		LINES GP - WATER	BreakDown...		View Diagram
- 3484037	02	1	I		PUMP GP - WATER	BreakDown...		View Diagram
- 3485723	06	1	I		LINES GP-FUEL	BreakDown...		View Diagram
- 3491175	01	1	I		FILTER GP - OIL	BreakDown...		View Diagram
- 3494567	06	1	I		COOLER GP - EXH	BreakDown...		View Diagram
- 3501090	00	1	I		VALVE GP - SOLENOID	BreakDown...		View Diagram
- 3509981	00	1	I		INST - PAINT	BreakDown...		View Diagram
- 3518414	07	1	I		LINES GP-TURBO	BreakDown...		View Diagram
- 3522766	06	1	I		LINES GP-F FIL	BreakDown...		View Diagram
- 3529780	02	1	I		WIRING GP - CONT	BreakDown...		View Diagram
- 3550143	04	1	I		FILTER GP-FUEL	BreakDown...		View Diagram
- 3570794	06	1	I		SENSOR GP-ENGINE	BreakDown...		View Diagram
- 3655466	02	1	I		LINES GP - AIR	BreakDown...		View Diagram
- 3679441	05	1	I		WIRING GP - CONT	BreakDown...		View Diagram
- 3805822	02	1	I		SHIELD GP - HEAT	BreakDown...		View Diagram
- 3875551	02	1	I		LINES GP - TURBO - W	BreakDown...		View Diagram
- 3917182	00	1	I		SHIELD GP - HEAT	BreakDown...		View Diagram
- 4236436	00	1	I		WIRING GP	BreakDown...		View Diagram
- 4613715	01	1	I		TURBO GP	BreakDown...		View Diagram
- 5145417	00	1	I		PLUG GP	BreakDown...		View Diagram
- 2406054	02	1	S		CONNECTION GP	BreakDown...		View Diagram
- 3558817	01	1	S		WIRING GP - SENSOR	BreakDown...		View Diagram
- 3578963	00	1	S		MANIFOLD GP - MTG	BreakDown...		View Diagram
- 5P2506	00	1	S		LITERATURE - ENGLISH	BreakDown...	Drawing...	View Diagram

194 results found, displaying 1 to 194

Reference Number	Eng Chg	Quantity	ASM	LESS 	Set Type	Description	BreakDown...	Reference Drawing	SIS Part Diagram 
4203547	00	1	I			MODULE AR - EXH	BreakDown...	Drawing...	View Diagram
GP2364	00	1	I			ENGINE MOUNTED CEM SUPPORT	BreakDown...	Drawing...	View Diagram
- 3498849	08	1	I			SUPPORT GP - EXH	BreakDown...		View Diagram
GP2367	00	1	I			FACTORY INSTALLED ENGINE MOUNT	BreakDown...	Drawing...	View Diagram
- 3499673	02	2	I			LINES GP - EXHAUST	BreakDown...	Drawing...	View Diagram
- 3500116	03	1	I			LINES GP - EXHAUST-B	BreakDown...		View Diagram
- 3536962	01	1	I			SHIELD GP - HEAT	BreakDown...		View Diagram
- 3536964	01	1	I			SHIELD GP - HEAT	BreakDown...		View Diagram
- 3546770	03	1	I			LINES GP - EXHAUST	BreakDown...		View Diagram
- 3754599	01	1	I			KIT - MOUNTING	BreakDown...		View Diagram
3477094	00	1	I			MTG GP - ALT	BreakDown...	Drawing...	View Diagram
3968610	01	1	I			GUARD GP - BELT	BreakDown...	Drawing...	View Diagram
1340670	04	1	S			REMOTE SPEED CONTROL-HAND KNOB	BreakDown...	Drawing...	View Diagram
3972268	01	1	I			LINES GP-WATER	BreakDown...	Drawing...	View Diagram
3533363	01	1	I			LINES GP - WATER	BreakDown...	Drawing...	View Diagram
3571662	02	1	I			CERTIFICATION GP	BreakDown...		View Diagram
GP2186	04	1	I			FLYWHEEL HOUSING SAE#0	BreakDown...	Drawing...	View Diagram
- 2241213	08	1	I			GEAR GP. - REAR	BreakDown...		View Diagram
- 2393646	08	1	I			HOUSING GP - FLYWHEEL	BreakDown...		View Diagram
- 2709199	02	1	I			COVER GP	BreakDown...		View Diagram
- 3104126	00	1	I			COVER GP	BreakDown...		View Diagram
- 3611017	00	1	I			COVER GP - SHPG	BreakDown...		View Diagram
- 2708542	03	1	I			COVER GP	BreakDown...		View Diagram
- 2726648	00	1	I			PLUG GP-BLOCK	BreakDown...		View Diagram
2608665	01	1	I			ADAPTER GP	BreakDown...	Drawing...	View Diagram
GP2147	00	1	I			LINES GP-FUEL	BreakDown...	Drawing...	View Diagram
- 3706658	03	1	I			LINES GP-FUEL	BreakDown...	Drawing...	View Diagram
- 4533385	00	1	I			COVER GP-REAR	BreakDown...		View Diagram
3463292	01	1	I			GAUGE GP - O LEVEL	BreakDown...	Drawing...	View Diagram
GP2159	04	1	I			SHALLOW OIL PAN	BreakDown...	Drawing...	View Diagram
- 1221790	03	1	I			LINES GP - OIL	BreakDown...		View Diagram
- 2618339	06	1	I			PAN GP-OIL	BreakDown...		View Diagram
GP2162	01	1	I			OIL FILLER RH	BreakDown...	Drawing...	View Diagram
- 3596798	00	1	I			FILLER GP - OIL	BreakDown...	Drawing...	View Diagram
- 3611585	00	1	I			COVER GP	BreakDown...		View Diagram
- 4574981	00	1	I			FILM GP	BreakDown...		View Diagram
3660169	02	1	I			BASE GP - ENGINE	BreakDown...	Drawing...	View Diagram
7N9078	01	1	I			SUPPORT GP-ENGINE	BreakDown...	Drawing...	View Diagram
4N4286	09	1	I			REAR ENGINE SUPPORTS	BreakDown...	Drawing...	View Diagram
GP2172	03	1	I			NO HYDRAULIC PUMP DRIVE RH	BreakDown...	Drawing...	View Diagram
- 2708580	02	1	I			COVER GP	BreakDown...		View Diagram
GP2178	03	1	I			NO HYDRAULIC PUMP DRIVE LH	BreakDown...	Drawing...	View Diagram
- 2708664	02	1	I			COVER GP	BreakDown...		View Diagram
3445129	03	1	I			DAMPER GP - PULLEY	BreakDown...	Drawing...	View Diagram
4655646	01	1	I			COVER GP	BreakDown...	Drawing...	View Diagram
GP2205	00	1	I			LH SINGLE ELECTRIC STARTING MO	BreakDown...	Drawing...	View Diagram
- 3803654	00	1	I			MOTOR GP-MTG&	BreakDown...		View Diagram
- 1275728	04	1	I			COVER	BreakDown...	Drawing...	View Diagram
GP2316	00	1	I			CAT YELLOW PAINT	BreakDown...		View Diagram
- 3605376	02	8	I			PAINT GP	BreakDown...		View Diagram
3083424	00	1	S			CLEANER GP - AIR	BreakDown...		View Diagram

194 results found, displaying 1 to 194


Reference Number	Eng Chg	Quantity	ASM	LESS 	Set Type	Description	BreakDown...	Reference Drawing	SIS Part Diagram 
3482261	00	1	I			ALTERNATOR GP-CHARGING	BreakDown...	Drawing...	View Diagram
3482223	00	1	I			BELT GP	BreakDown...		View Diagram
3542840	01	1	I			FAN GP - SUCTION	BreakDown...	Drawing...	View Diagram
GP2362	00	1	I			SUCTION FAN RADIATOR F/U/W FRO	BreakDown...	Drawing...	View Diagram
- 3613095	03	1	I			RADIATOR GP	BreakDown...		View Diagram
- 3613164	01	1	I			COOLER GP - FUEL	BreakDown...		View Diagram
- 3665326	05	1	I			LINES GP-WATER	BreakDown...		View Diagram
- 3887294	00	1	I			MTG GP-RADIATOR	BreakDown...		View Diagram
- 5134462	00	1	I			LINES GP - AIR	BreakDown...		View Diagram
GP1832	01	1	I			DRIVE GP-FAN 0.58 RATIO	BreakDown...	Drawing...	View Diagram
- 3605392	01	1	I			DRIVE GP - FAN - D	BreakDown...	Drawing...	View Diagram
- 3550674	01	1	I			V BELT SET	BreakDown...	Drawing...	View Diagram
3643037	00	1	I			GUARD GP - RADIATOR-C	BreakDown...	Drawing...	View Diagram
3605389	00	1	I			ADAPTER GP - FAN	BreakDown...	Drawing...	View Diagram
2399957	04	1	S			SENSOR GP-LEVEL	BreakDown...	Drawing...	View Diagram
2796017	00	1	I			ELBOW GP - WATER	BreakDown...	Drawing...	View Diagram
PT5552	00	1	I			DUAL RAIN CAPS	BreakDown...	Drawing...	View Diagram
- 1987424	03	2	S			RAIN CAP - MUFFLER	BreakDown...	Drawing...	View Diagram
GP2360	00	1	I			VALVE COVERS & LH FUMES DISP F	BreakDown...	Drawing...	View Diagram
- 3951975	01	1	I			COVER GP-MECH -B	BreakDown...		View Diagram
- 4174724	00	1	I			COVERS GP - SHPG	BreakDown...		View Diagram
- 4382673	00	1	I			DISPOSAL GP-FUMES	BreakDown...		View Diagram
GP1884	00	1	I			INSTRUMENT PANEL & MOUNTING	BreakDown...	Drawing...	View Diagram
- 3619395	02	1	I			INSTRUMENT GP-B	BreakDown...	Drawing...	View Diagram
- 3580965	03	1	I			MTG GP - INSTR	BreakDown...		View Diagram
7W0825	03	1	S			BATTERY CABLES	BreakDown...		View Diagram
3474291	01	1	I			LINES GP - AIR	BreakDown...	Drawing...	View Diagram
GP2376	00	1	I			ECM - STANDARD (C27/C32)	BreakDown...	Drawing...	View Diagram
- 3485942	02	1	I			CONT GP - MTG	BreakDown...		View Diagram
GP2337	00	1	I			NO COMPRESSOR	BreakDown...		View Diagram
- 3521578	00	1	I			PLUG GP	BreakDown...		View Diagram
- 3067120	00	1	I			PLUG GP	BreakDown...		View Diagram
3640888	02	1	I			LINES GP-TURBO O	BreakDown...	Drawing...	View Diagram
4484328	00	1	I			LUBRICANT GP	BreakDown...		View Diagram
3512613	00	1	I			MTG GP - BREAKER	BreakDown...	Drawing...	View Diagram
3611818	01	1	I			CERTIFICATION AR	BreakDown...		View Diagram
GG1108	00	1	I			1000BHP @ 1800RPM IND B-NONROA	BreakDown...		View Diagram
- 4486142		1	I			746 BKW (1000 BHP) @ 1800 RPM	BreakDown...		View Diagram
0V1590		1	I			END USE: PETRO WELL SERVICING	BreakDown...		View Diagram
0V2329		1	I			PRODUCTION CORRECTION	BreakDown...		View Diagram
5560857	00	1	I			PLUG GP-WTR LINE	BreakDown...		View Diagram

Ship Loose [Top](#)

44 results found, displaying 1 to 44

Reference Number	Eng Chg	Quantity	ASM	LESS 	Set Type	Description	BreakDown...
5P2506		1	S			LITERATURE GP	BreakDown...
7W0825		1	S			CABLE GP-ELEC	BreakDown...

44 results found, displaying 1 to 44

Reference Number	Eng Chg	Quantity	ASM	LESS 	Set Type	Description	BreakDown...
- 3K1715		1	S			CABLE AS	BreakDown...
- 3V6785		1	S			CABLE AS	BreakDown...
- 7N5274		1	S			COVER-TERMINAL	BreakDown...
- 8N0869		1	S			COVER-TERMINAL	BreakDown...
- 8N1725		1	S			COVER-TERMINAL	BreakDown...
- 9G8909		1	S			COVER-TERMINAL	BreakDown...
1340670		1	S			CONTROL GP-ELEK	BreakDown...
1987424		2	S			CAP AS	BreakDown...
2399957		1	S			SENSOR GP-LEVEL	BreakDown...
- 4309449		1	S			SENSOR GP-LEVEL	BreakDown...
2406054		1	S			CONNECTION GP -G	BreakDown...
- 5P9074		4	S			WIRE-BULK	BreakDown...
- 7C2644		1	S			CLIP	BreakDown...
- 8C3334		2	S			RIVET	BreakDown...
- 8C6354		1	S			CAP-RECEPTACLE	BreakDown...
- 8T8732		1	S			RECEPTACLE-CONN	BreakDown...
- 8T8736		1	S			RECEPTACLE-CONN	BreakDown...
- 8T8737		68	S			PLUG-SEAL	BreakDown...
- 9W0844		3	S			SOCKET-CONNECTOR	BreakDown...
- 9W0852		2	S			PIN-CONNECTOR	BreakDown...
- 1330967		1	S			PIN-CONNECTOR	BreakDown...
- 1330969		1	S			SOCKET-CONNECTOR	BreakDown...
- 1516320		2	S			TOOL-REMOVAL	BreakDown...
- 1607689		1	S			PLUG AS-CONN	BreakDown...
- 1809339		7	S			PIN-CONNECTOR	BreakDown...
- 1809340		69	S			SOCKET-CONNECTOR	BreakDown...
3083424		1	S			CLEANER GP-AIR-A	BreakDown...
- 5P0600		2	S			CLAMP-HOSE	BreakDown...
- 2543566		2	S			CLEANER GP-AIR-B	BreakDown...
- 2544293		2	S			CAP AS-RAIN	BreakDown...
- 2559392		2	S			PIPE - EXTENSION	BreakDown...
3558817		1	S			WIRING GP-SENSOR	BreakDown...
- 2385080		1	S			SEAL-O-RING-STOR	BreakDown...
- 2566453		1	S			SENSOR-TEMP	BreakDown...
- 2788844		1	S			PLUG AS.	BreakDown...
3578963		1	S			MANIFOLD GP-MTG&	BreakDown...
- 6V9831		2	S			CAP-ORFS	BreakDown...
- 6V9832		1	S			CAP-ORFS	BreakDown...
- 3498854		1	S			MANIFOLD GP-FUEL	BreakDown...
ESO		1	S			(PRNT ESO COPY)	BreakDown...
6L4502		1	S			PROD MARKING SYS	BreakDown...
- PML		1	S			CHK PM FOR FILMS	BreakDown...

Caterpillar Confidential: **Green**

Content Owner: Commercial Processes Division

Web Master(s): [PSG Web Based Systems Support](#)

Current Date: 4/3/2022, 1:37:41 PM

© Caterpillar Inc. 2022 All Rights Reserved.

[Data Privacy Statement.](#)