

ORDER INVOICE WITH ENGINEERING BREAKDOWN [6HN00885]

FEBRUARY 22, 2022

For Help Desk Phone Numbers [Click here](#)

⚠ Caution Ordering Parts from TMI Order Invoice with Engineering Breakdown

Order Invoice with Engineering Breakdown information is provided by the orders system, once you click breakdown of a part, TMI pulls the information from the Engineering Data System (EDS).

EDS is not a manufacturing bill of material system but a engineering part in effect system. TMI uses the built date and calls EDS to pull the part in effect at that time.

Recently, TMI added an as manufactured tab. This tab provides the consist as reported from the engine factory. This data is limited but growing for new manufactured engines. To see an example enter "AT400559"

As-Manufactured tab is refreshed with correct data. The history records as well as the current data with wrong details are deleted. From 28th march 2019, TMI is maintaining only current data which possesses correct details.

To validate you are ordering a correct part, TMI encourages you to contact Morton Parts. 800-566-7782 or <https://pscrmwebforms.cat.com/GDSNquickentry.aspx>

The below option will email full breakdown of the serial number

Excel PDF

FullBreakDown

Sales Model: 3516 DITA

Invoice Number: GE 270639

Dealer: B020

S.O. Number: JBH2800

Invoice Date: 2000-06-21

Feature Code

Part Numbers

Ship Loose


[Help](#)

Feature Codes [Top](#)

45 results found, displaying 1 to 45

Reference Number	Eng Chg	Quantity	ASM	LESS 	Set Type	Reference Drawing	Description
KW02000	F	1	I				2000 EKW W/FAN
516DE63	F	1	I				3516B 2000 EKW 60 HZ EMISSIONS
EMCPLUS	F	1	I			Drawing...	EMCP TWO PLUS
EMCENGU	F	1	I				ENGLISH DISPLAY UNITS
CSA0001	F	1	I			Drawing...	CSA CERTIFICATION
TSPCSA5	F	1	I				NEUTRAL GROUNDING CONNECTION
EMCAM06	F	1	I			Drawing...	ALARM MODULE - NFPA 99
EMCPLAR	F	1	I				PANEL LIGHTS/AUXILIARY RELAY

45 results found, displaying 1 to 45

Reference Number	Eng Chg	Quantity	ASM	LESS 	Set Type	Reference Drawing	Description
EMCEFR1	F	1	I			Drawing...	RELAY GP
CCM0001	F	1	I				CUST COMMUNICATIONS MODULE-CCM
EMCCIM1	F	1	I				CUSTOMER INTERFACE MODULE-CIM
EMCRMP2	F	1	I			Drawing...	REM. ANNUNCIATOR PANEL-8 LIGHT
GENCON2	F	1	I				GENERATOR CONVERSION
OVRDG02	F	1	I			Drawing...	DIGITAL VOLTAGE REGULATOR
LVEXB01	F	1	I			Drawing...	LOW VOLTAGE EXTENSION BOX
RRM0039	F	1	I				RADIATOR REMOVAL 72/25, 0.428
CLS0001	F	1	I			Drawing...	COOLANT LEVEL SENSOR
VIBIS05	F	1	I			Drawing...	VIBRATION ISOLATORS
JWHD002	F	1	I			Drawing...	JACKET WATER HEATER - DUAL
FPPRH04	F	1	I				FUEL PRIMING PUMP, RH MOUNTED
FLN0001	F	1	I			Drawing...	FLEXIBLE FUEL LINES
FUMDIS4	F	1	I			Drawing...	FUMES DISPOSAL
OPADRN4	F	1	I			Drawing...	OIL PAN DRAIN VALVE
OLVLRG1	F	1	I			Drawing...	OIL LEVEL REGULATOR
LUBOIL1	F	1	I			Drawing...	LUBRICATING OIL
ELSDLH1	F	1	I			Drawing...	ELEC START MTR LH DUAL 24V
BAT2417	F	1	I			Drawing...	24 VOLT BATTERY SET - DRY
BTRCBL1	F	2	I				BATTERY CABLES
BTR0001	F	2	I			Drawing...	BATTERY RACK
BTC1006	F	1	I			Drawing...	BATTERY CHARGER 10 AMP
ALT2442	F	1	I				CHARGING ALTERNATOR 24V 35 AMP
CBK0041	F	1	I			Drawing...	CIRCUIT BKR W/ST 3 POLE 3200 A
CBS3P03	F	1	I				AUXILIARY SWITCH
60H0480	F	1	I			Drawing...	60HZ 480 VOLTS
MSEPGGN	F	1	I				GENERAL EPG
TSPCSA4	F	1	I				CSA TEST AND CERTIFICATION
LITENGE	F	5	I				EXTRA ENGLISH LITERATURE
TRSGEN7	F	1	I				PGS TEST REPORT @ 0.8 PF
3516B	F	1	I			Drawing...	3516B DIESEL ENGINE
EMISSNS	F	1	I				EMISSIONS
60HERTZ	F	1	I			Drawing...	60 HERTZ
STANDBY	F	1	I				STANDBY POWER APPLICATION
EMCPTWO	F	1	I			Drawing...	ELECTRONIC MODULAR CONTROL PNL
NORAD	F	1	I				NO RADIATOR
XLENGL	F	1	I				EXTRA ENGLISH LITERATURE

Part Numbers [Top](#)

134 results found, displaying 1 to 134

Reference Number	Eng Chg	Quantity	ASM	Set Type	Description	Reference Drawing
------------------	---------	----------	-----	----------	-------------	-------------------




PP3452	09	1	I	2876 BHP 2060 GEN KW WOF 60 HZ		
KW02000	F	1	I	2000 EKW W/FAN		
9Y8234	03	1	I	VIBRATION ISOLATORS - RADIATOR		View Diagram
LA2277	02	1	I	3516B 2000 EKW 60 HZ EMISSIONS	Drawing...	
516DE63	F	1	I	3516B 2000 EKW 60 HZ EMISSIONS		View Diagram
1169866	06	1	I	3516B ENGINE AR. (G.S.)		View Diagram
3L0414		1	I	SINGLE BEARING GEN ALIGN-3500		View Diagram
3L0432		1	I	TEST - PKG GEN SET (EMCP II)		View Diagram
5N9581		1	I	LOW EMISSIONS STRATEGY		View Diagram
5P2506	00	1	I	LITERATURE - ENGLISH	Drawing...	View Diagram
7N6782	08	1	I	RESTRICTION INDICATOR	Drawing...	View Diagram
8N9639	04	1	I	GUARD GP-DAMPER		View Diagram
9X9591	01	1	I	CONTROL GP	Drawing...	View Diagram
1044704	03	1	I	MTG GP - CONTROL PNL (EMCP II)		View Diagram
1131581	00	1	I	CLEANER GP - AIR		View Diagram
1153613	02	1	I	MOUNTING GP - AIR		View Diagram
1157182	01	1	I	RAIL GP		View Diagram
1167004	02	1	I	REGULATOR GP - B		View Diagram
1214450	10	1	I	BOX GP		View Diagram
1218856	06	1	I	CONNECTION GP-G		View Diagram
1269191	02	1	I	MOUNTING GP - ALTERNATOR		View Diagram
1340054	04	1	I	WIRING GP - ENGINE		View Diagram
1411809	01	1	I	BOX GP-BASIC		View Diagram
1530191	03	1	I	INSTALLATION AR-GENERATOR		View Diagram
1604022	01	1	I	GENERATOR AR-PWR (A684)		View Diagram
1631462	00	1	I	SENSOR GP - SCAC TEMP.		View Diagram
EMCPLUS	F	1	I	EMCP TWO PLUS		
1586167	03	1	I	ELECT. MODULAR CONT. PANEL II+		View Diagram
EMCENGU	F	1	I	ENGLISH DISPLAY UNITS		
1214713	00	1	I	ENGLISH DISPLAY UNITS		View Diagram
CSA0001	F	1	I	CSA CERTIFICATION		
1214706	00	1	I	CSA CERTIFICATION		View Diagram
TSPCSA5	F	1	I	NEUTRAL GROUNDING CONNECTION		
1219480	02	1	I	NEUTRAL GROUNDING CONNECTION		View Diagram
EMCAM06	F	1	I	ALARM MODULE - NFPA 99		
1214716	01	1	I	ALARM MODULE - NFPA 99	Drawing...	View Diagram
EMCPLAR	F	1	I	PANEL LIGHTS/AUXILIARY RELAY		
1214712	01	1	I	PANEL LIGHTS/AUXILIARY RELAY		View Diagram
EMCEFR1	F	1	I	RELAY GP		
1341157	00	1	I	ENGINE FAILURE RELAY		View Diagram
CCM0001	F	1	I	CUST COMMUNICATIONS MODULE-CCM		
1028627	01	1	I	CUST COMMUNICATIONS MODULE-CCM		View Diagram
9Y6496	02	1	I	CUSTOMER INTERFACE MODULE-CIM		View Diagram
EMCCIM1	F	1	I	CUSTOMER INTERFACE MODULE-CIM		
EMCRMP2	F	1	I	REM. ANNUNCIATOR PANEL-8 LIGHT		
1311962	01	1	I	REM. ANNUNCIATOR PANEL-8 LIGHT		View Diagram
LA1449	02	1	I	GENERATOR CONVERSION	Drawing...	
GENCON2	F	1	I	GENERATOR CONVERSION		
1546024	01	1	I	CONVERSION GP		View Diagram
3L0456		1	I	PROCEDURE - DVR PROG AND TEST		View Diagram
1455138	00	1	I	WIRING GP - DVR POWER		View Diagram

LA2916	01	1	I	DIGITAL VOLTAGE REGULATOR	Drawing...	
OVRDG02	F	1	I	DIGITAL VOLTAGE REGULATOR		
1216203	06	1	I	REGULATOR GP		View Diagram
LA0463	03	1	I	LOW VOLTAGE EXTENSION BOX	Drawing...	
LVEXB01	F	1	I	LOW VOLTAGE EXTENSION BOX		
1223487	01	1	I	LOW VOLTAGE EXTENSION BOX		View Diagram
LA0783	01	1	I	RADIATOR REMOVAL 72/25, 0.428		
RRM0039	F	1	I	RADIATOR REMOVAL 72/25, 0.428		
CLS0001	F	1	I	COOLANT LEVEL SENSOR		
1113794	00	1	I	COOLANT LEVEL SENSOR		View Diagram
5N8877	04	1	I	VIBRATION ISOLATORS		View Diagram
VIBIS05	F	1	I	VIBRATION ISOLATORS		
PA4393	06	1	I	JACKET WATER HEATER - DUAL	Drawing...	
JWHD002	F	1	I	JACKET WATER HEATER - DUAL		
6I1043	03	1	I	MOUNTING GP - JACKET WATER HTR		View Diagram
6I1044	07	1	I	MOUNTING GP - JACKET WATER HTR		View Diagram
7E6248	06	1	I	HEATER GP - JACKET WATER		View Diagram
LA3237	00	1	I	FUEL PRIMING PUMP AR-RH		
FPPRH04	F	1	I	FUEL PRIMING PUMP, RH MOUNTED		
1213327	04	1	I	FUEL PRIMING PUMP		View Diagram
1659154	02	1	I	FUEL PRIMING PUMP GP		View Diagram
5N2438	05	1	I	FLEXIBLE FUEL LINES	Drawing...	View Diagram
FLN0001	F	1	I	FLEXIBLE FUEL LINES		
LA1060	05	1	I	FUMES DISPOSAL	Drawing...	
FUMDIS4	F	1	I	FUMES DISPOSAL		
9Y5563	00	1	I	FUMES DISPOSAL	Drawing...	View Diagram
1209818	04	1	I	FUMES DISPOSAL		View Diagram
9Y7876	01	1	I	OIL PAN DRAIN VALVE	Drawing...	View Diagram
OPADRN4	F	1	I	OIL PAN DRAIN VALVE		
5N4659	06	1	I	OIL LEVEL REGULATOR	Drawing...	View Diagram
OLVLRG1	F	1	I	OIL LEVEL REGULATOR		
PA5313	05	1	I	LUBRICATING OIL		
LUBOIL1	F	1	I	LUBRICATING OIL		
5P2586	03	1	I	OIL - BULK - ONE LITER		View Diagram
PA1772	06	1	I	ELECTRIC STARTING MOTOR LH	Drawing...	
ELSDLH1	F	1	I	ELEC START MTR LH DUAL 24V		
8N3896	14	1	I	ELECTRIC STARTING MOTOR 24VDC	Drawing...	View Diagram
PA1787	10	1	I	24 VOLT BATTERY SET - DRY	Drawing...	
BAT2417	F	1	I	24 VOLT BATTERY SET - DRY		
7L7872	08	1	I	24 VOLT BATTERY SET - DRY		View Diagram
7W0825	01	2	I	BATTERY CABLES		View Diagram
BTRCBL1	F	2	I	BATTERY CABLES		
3N7056	00	2	I	BATTERY RACK		View Diagram
BTR0001	F	2	I	BATTERY RACK		
7C3874	02	1	I	BATTERY CHARGER 10 AMP	Drawing...	View Diagram
BTC1006	F	1	I	BATTERY CHARGER 10 AMP		
LA0427	08	1	I	CHARGING ALTERNATOR 24V 35AMP	Drawing...	
ALT2442	F	1	I	CHARGING ALTERNATOR 24V 35 AMP		
7C4803	02	1	I	ALTERNATOR GP - A		View Diagram
7E4836	05	1	I	MOUNTING GP - ALT		View Diagram
7W5780	04	1	I	GUARD GROUP - BELT		View Diagram
1077361	01	1	I	DRIVE GP - ACC.	Drawing...	View Diagram
1336468	01	1	I	WIRE AS		View Diagram


LA0468	01	1	I	CIRCUIT BKR W/ST 3200 A	
CBK0041	F	1	I	CIRCUIT BKR W/ST 3 POLE 3200 A	
1057929	02	1	I	BREAKER GP - CKT	View Diagram
1220317	02	1	I	PANEL AS.	View Diagram
1220319	03	1	I	MOUNTING GP.	View Diagram
1220320	01	1	I	WIRING GP.- SHUNT TRIP	View Diagram
1220332	02	1	I	CONNECTION GP - J	View Diagram
CBS3P03	F	1	I	AUXILIARY SWITCH	
1057932	01	1	I	AUXILIARY SWITCH	View Diagram
5N9597		1	I	VOLTAGE INDICATOR 480V, 60HZ	View Diagram
60H0480	F	1	I	60HZ 480 VOLTS	View Diagram
0V1065		1	I	END USE: GENERAL EPG	View Diagram
MSEPGGN	F	1	I	GENERAL EPG	
LA1330	00	1	I	CSA TEST AND CERTIFICATION	
TSPCSA4	F	1	I	CSA TEST AND CERTIFICATION	
3L0224		1	I	DIELECTRIC TEST - CSA	View Diagram
3L0334		1	I	NAMEPLATE INFORMATION	View Diagram
0P9715		5	I	EXTRA LITERATURE - ENGLISH	View Diagram
LITENGE	F	5	I	EXTRA ENGLISH LITERATURE	
0P1793		1	I	GEN SET TEST CHG AT 0.8 PF	View Diagram
TRSGEN7	F	1	I	PGS TEST REPORT @ 0.8 PF	
PP3452	09	1	I	2876 BHP 2060 GEN KW WOF 60 HZ	
2T8240	00	1	I	2145 KW @ 1800 RPM (2876 BHP)	View Diagram
3516B	F	1	I	3516B DIESEL ENGINE	View Diagram
EMISSNS	F	1	I	EMISSIONS	
60HERTZ	F	1	I	60 HERTZ	View Diagram
STANDBY	F	1	I	STANDBY POWER APPLICATION	
EMCPTWO	F	1	I	ELECTRONIC MODULAR CONTROL PNL	
NORAD	F	1	I	NO RADIATOR	
XLLENGL	F	1	I	EXTRA ENGLISH LITERATURE	

Ship Loose [Top](#)

51 results found, displaying 1 to 51

Reference Number	Eng Chg	Quantity	ASM	LESS 	Set Type	Description	BreakDown...
0S1588		8	S			BOLT	BreakDown...
2N8928		8	S			CLIP-LOOP	BreakDown...
2V7397		2	S			CABLE AS	BreakDown...
3K1715		2	S			CABLE AS	BreakDown...
3N6504		1	S			HOSE AS	BreakDown...
3N7054		2	S			SUPPORT AS-BAT	BreakDown...
3N7055		2	S			BOARD	BreakDown...
3V6785		2	S			CABLE AS	BreakDown...
5F5990		2	S			CLIP	BreakDown...
5M2894		16	S			WASHER-HARD	BreakDown...
5P0597		2	S			CLAMP-HOSE	BreakDown...

51 results found, displaying 1 to 51

Reference Number	Eng Chg	Quantity	ASM	LESS 	Set Type	Description	BreakDown...
5P1472		580	S			HOSE	BreakDown...
5P7197		8	S			WASHER-HARD	BreakDown...
6V2687		2	S			SCREW-PAN HEAD	BreakDown...
7C3874		1	S			CHARGER-BATTERY	BreakDown...
7N5274		2	S			COVER-TERMINAL	BreakDown...
8L8413		4	S			STRAP-CABLE	BreakDown...
8N0869		2	S			COVER-TERMINAL	BreakDown...
8N1186		1	S			HOSE AS	BreakDown...
8N1663		2	S			BOOT	BreakDown...
8N1725		2	S			COVER-TERMINAL	BreakDown...
9G0003		4	S			COVER-TERMINAL	BreakDown...
9G0004		4	S			COVER-TERMINAL	BreakDown...
9G8909		2	S			COVER-TERMINAL	BreakDown...
9S8752		8	S			NUT-FULL	BreakDown...
9X0203		1	S			CONT GP -B	BreakDown...
9X9730		4	S			BATTERY-12 VOLT	BreakDown...
9Y6497		1	S			BOARD AS-RELAY	BreakDown...
9Y9892		1	S			INSTRUCTIONS	BreakDown...
1113794		1	S			SENSOR AS-LEVEL	BreakDown...
1311962		1	S			PANEL GP-INST	BreakDown...
1533864		8	S			MOUNT AS	BreakDown...
1533865		2	S			MOUNT AS	BreakDown...
1648940		1	S			CONT GP -E	BreakDown...
1716719		1	S			PARTS KIT	BreakDown...
1716721		1	S			PARTS KIT	BreakDown...
JERC2162		1	S			SOFT	BreakDown...
LERX5100		1	S			SOFT	BreakDown...
SEBP2414		6	S			PTSBK	BreakDown...
SEBP2417		6	S			PTSBK	BreakDown...
SEBU6042		6	S			SUPP	BreakDown...
SEBU6251		6	S			LUBE	BreakDown...
SEBU6874		1	S			OMM	BreakDown...
SEBU6916		6	S			OMM	BreakDown...
SEBU6918		6	S			OMM	BreakDown...
SEBU6984		6	S			SUPP	BreakDown...
SELF5308		6	S			WARRANTY	BreakDown...
SELS0086		6	S			S.I.	BreakDown...
SENR4794		6	S			SCHEMATIC	BreakDown...
ESO		1	S			(PRNT ESO COPY)	BreakDown...
PML		1	S			*REQUIRED DECALS	BreakDown...

Caterpillar Confidential: **Green**

Content Owner: Commercial Processes Division

Web Master(s): PSG Web Based Systems Support

Current Date: 2/22/2022, 7:51:07 AM

© Caterpillar Inc. 2022 All Rights Reserved.

[Data Privacy Statement](#).