

**ORDER INVOICE WITH ENGINEERING BREAKDOWN
[GZA00221]**

SEPTEMBER 03, 2021

(GZA00221)-ENGINE (4GN01269)-GENERATOR

For Help Desk Phone Numbers [Click here](#)

⚠ Caution Ordering Parts from TMI Order Invoice with Engineering Breakdown

Order Invoice with Engineering Breakdown information is provided by the orders system, once you click breakdown of a part, TMI pulls the information from the Engineering Data System (EDS).

EDS is not a manufacturing bill of material system but a engineering part in effect system. TMI uses the built date and calls EDS to pull the part in effect at that time.

Recently, TMI added an as manufactured tab. This tab provides the consist as reported from the engine factory. This data is limited but growing for new manufactured engines. To see an example enter "AT400559"

As-Manufactured tab is refreshed with correct data. The history records as well as the current data with wrong details are deleted. From 28th march 2019, TMI is maintaining only current data which possesses correct details.

To validate you are ordering a correct part, TMI encourages you to contact Morton Parts. 800-566-7782 or <https://pscrmwebforms.cat.com/GDSNquickentry.aspx>

The below option will email full breakdown of the serial number

Excel PDF

FullBreakDown

Sales Model: 3520

Invoice Number: GE 681238

Dealer: D241

S.O. Number: FNPGS00

Invoice Date: 2012-04-09

[Feature Code](#)


[Part Numbers](#)

[Ship Loose](#)


[Help](#)

Feature Codes [Top](#)

28 results found, displaying 1 to 28



Reference Number	Eng Chg	Quantity	ASM	LESS 	Set Type	Reference Drawing	Description
520GE57	F	1	I			Drawing...	G3520C 1800RPM PKG JW90C 57
KWTRD08	F	1	S				KILOWATT TRANSDUCER-2 ELEM 08
NOEUCRT	F	1	I			Drawing...	NO EU CERT REQUEST-SEE DETAILS
EMCENGU	F	1	I				ENGLISH DISPLAY UNITS
JWH0022	F	1	I			Drawing...	JACKET WATER HEATER-480V 60HZ
CLIOC4	F	1	I				INLET/OUTLET CONNECTION
SOV2403	F	1	S			Drawing...	SOLENOID VALVE
FULFL14	F	1	S			Drawing...	REMOTE MOUNTED FUEL FILTER
BAT2417	F	1	S			Drawing...	24 VOLT BATT SET-DRY-2600CCA
BATRM01	F	1	I				STANDARD BATTERY REMOVAL
BTC20A2	F	1	S			Drawing...	BATTERY CHARGER 20 AMP
LUBOIL8	F	1	I				LUBRICATING OIL
ELEPAC8	F	1	I			Drawing...	ELECTRIC PRELUBE PUMP AC 8
FSREG02	F	1				Drawing...	REGULATOR-GAS
60H0480	F	1	I			Drawing...	60HZ 480 VOLTS
CONTINU	F	1	I				CONTINUOUS APPLICATION
MSEPPGN	F	1	I				GENERAL EPG (NON-ENCLOSED)
TRSGEN7	F	1	I				PGS TEST REPORT @ 0.8 PF
MSCEC72	F	1	I				COMMERCIAL BUSINESSES
MWCODEE	F	1	I				PRIME POWER
LANENGO	F	1	I				ENGLISH LANGUAGE OPTION
ACTEMPK	F	1	I				85C/54C TWO STAGE
EMISS11	F	1	I				0.5 G/BHP-HR NOX
JWTEMP1	F	1	I				90C JACKET WATER OUTLET
KW02055	F	1	I				2055 EKW W/O FAN
NGASFUE	F	1	I				NATURAL GAS FUEL

28 results found, displaying 1 to 28

Reference Number	Eng Chg	Quantity	ASM	LESS 	Set Type	Reference Drawing	Description
NSPSCOM	F	1	I				U.S. - NSPS COMPLIANT
ISLMODE	F	1	I				ISLAND MODE

Part Numbers [Top](#)

149 results found, displaying 1 to 149


Reference Number	Eng Chg	Quantity	ASM	LESS 	Set Type	Description	Reference Drawing	SIS Part Diagram 
▶ 520GE57	F	1	I			G3520C 1800RPM PKG JW90C 57		View Diagram
▶ KWTRD08	F	1	S			KILOWATT TRANSDUCER-2 ELEM 08		
▶ NOEUCRT	F	1	I			NO EU CERT REQUEST-SEE DETAILS		
▶ EMCENGU	F	1	I			ENGLISH DISPLAY UNITS		
▶ JWH0022	F	1	I			JACKET WATER HEATER-480V 60HZ		
▶ CLIOC4	F	1	I			INLET/OUTLET CONNECTION		
▶ SOV2403	F	1	S			SOLENOID VALVE		
▶ FULFL14	F	1	S			REMOTE MOUNTED FUEL FILTER		
▶ BAT2417	F	1	S			24 VOLT BATT SET-DRY-2600CCA		
▶ BATRM01	F	1	I			STANDARD BATTERY REMOVAL		
▶ BTC20A2	F	1	S			BATTERY CHARGER 20 AMP		
▶ LUBOIL8	F	1	I			LUBRICATING OIL		
▶ ELEPAC8	F	1	I			ELECTRIC PRELUBE PUMP AC 8		
▶ FSREG02	F	1				REGULATOR-GAS		
▶ 60H0480	F	1	I			60HZ 480 VOLTS		View Diagram
▶ CONTINU	F	1	I			CONTINUOUS APPLICATION		
▶ MSEPGEN	F	1	I			GENERAL EPG (NON-ENCLOSED)		
▶ TRSGEN7	F	1	I			PGS TEST REPORT @ 0.8 PF		
▶ MSCEC72	F	1	I			COMMERCIAL BUSINESSES		
▶ MWCODEE	F	1	I			PRIME POWER		
▶ LANENGO	F	1	I			ENGLISH LANGUAGE OPTION		
▶ ACTEMPK	F	1	I			85C/54C TWO STAGE		
▶ EMISS11	F	1	I			0.5 G/BHP-HR NOX		
▶ JWTEMP1	F	1	I			90C JACKET WATER OUTLET		
▶ KW02055	F	1	I			2055 EKW W/O FAN		
▶ NGASFUE	F	1	I			NATURAL GAS FUEL		
▶ NSPSCOM	F	1	I			U.S. - NSPS COMPLIANT		
▶ ISLMODE	F	1	I			ISLAND MODE		
▶ LA4215	09	1	I			G3520C 1800RPM ISLAND MODE	Drawing...	
▶ - 3289000	00	1	I			ENGINE AR-GENSET		View Diagram
▶ - 2937896	03	1	I			TURBO GP		View Diagram
▶ - 2937530	02	1	I			LINES GP - FUEL		View Diagram
▶ - 2937379	01	1	I			ELBOW GP-AIR INLET		View Diagram
▶ - 2937636	03	1	I			LINES GP - AIR		View Diagram
▶ - 2758194	05	1	I			CONTROL GP		View Diagram
▶ - 2758193	02	1	I			MOUNTING GP		View Diagram
▶ - 2817706	03	1	I			WIRING GP 50HZ		View Diagram
▶ - 2746151	02	1	I			WIRING GP 50HZ		View Diagram
▶ - 2746153	03	1	I			WIRING GP		View Diagram
▶ - 3103182	01	1	I			IGNITION GP (A MODEL)		View Diagram
▶ - 1531237	03	1	I			GEAR GP-ACC		View Diagram
▶ - 1627463	02	1	I			GUARD GP-DAMPER		View Diagram
▶ - 1908839	02	1	I			FASTNER GROUP		View Diagram
▶ - 1908842	00	1	I			PLUG GROUP		View Diagram
▶ - 1908843	00	1	I			DRAIN GP		View Diagram
▶ - 1916517	02	1	I			COVER GP - BLOCK		View Diagram
▶ - 1916658	01	1	I			MOTOR GP - ELEC		View Diagram
▶ - 2006405	10	1	I			LINES GROUP - ENGINE OIL		View Diagram
▶ - 2006406	04	1	I			MANIFOLD GROUP		View Diagram
▶ - 2006412	03	1	I			REGULATOR GROUP		View Diagram
▶ - 3179497	02	1	I			LINES GP - WATER		View Diagram
▶ - 2006448	03	1	I			AFTERCOOLER GP		View Diagram
▶ - 2006469	07	1	I			LINES GP-WATER (LOWER)		View Diagram
▶ - 3161663	01	1	I			CAMSHAFT GROUP -S		View Diagram
▶ - 2046483	05	1	I			COVER GROUP REAR		View Diagram
▶ - 2050359	05	1	I			LINES GP-WATER(VENT)		View Diagram
▶ - 2064164	10	1	I			LINES GROUP AIR		View Diagram
▶ - 2064169	18	1	I			MANIFOLD GROUP-EXH		View Diagram
▶ - 2064180	06	1	I			MOUNTING GROUP FUEL		View Diagram
▶ - 2093427	10	1	I			FILTER GP-OIL		View Diagram
▶ - 2098232	11	1	I			PUMP GP-WATER		View Diagram
▶ - 2111074	02	1	I			BREATHER GROUP		View Diagram
▶ - 2218452	01	1	I			PISTON GP.		View Diagram
▶ - 2550619	00	1	I			GAGE GROUP - OIL		View Diagram

▶	- 2273185	01	1	I	SHIELD GROUP EXHAUST		View Diagram
▶	- 2407976	02	1	I	COVER GROUP FRONT		View Diagram
▶	- 2781349	02	1	I	GEAR GP - FRONT		View Diagram
▶	- 2878181	06	1	I	LINES GP-WATER		View Diagram
▶	- 3053760	02	1	I	DAMPER GP		View Diagram
▶	- 2W8772	04	1	I	FLYWHEEL GP		View Diagram
▶	- 2855293	01	1	I	PLUG GP		View Diagram
▶	- 3505665	00	1	I	SHIELD GP		View Diagram
▶	- 3331464	00	1	I	SHIELD GROUP - MANIFOLD		View Diagram
▶	- 3687968	01	1	I	SENSOR GP-MTG		View Diagram
▶	LA4991	05	1	I	G3520C 60HZ LOW VOLT GEN	Drawing...	
▶	- 1441828	03	1	I	GEN AR-SR4B-827-PM-FW-4P-2B		View Diagram
▶	- 3L0456		1	I	PROCEDURE - DVR PROG AND TEST		View Diagram
▶	- 3L0462		1	I	TEST- GAS GENSET		View Diagram
▶	- 3L0467		1	I	TWO BEARING GEN ALIGNMENT-3500		View Diagram
▶	- 3N7056	00	2	S	BATTERY RACK		View Diagram
▶	- 3N8594	06	4	I	COVER GP-ENG/GEN LIFT EYE		View Diagram
▶	- 5N7562	00	1	I	NOTE-CONTROL PANEL MTG (REAR)		View Diagram
▶	- 5P2506	00	1	S	LITERATURE - ENGLISH	Drawing...	View Diagram
▶	- 7W0825	03	2	S	BATTERY CABLES		View Diagram
▶	- 9Y8220	02	1	S	INDICATOR GP		View Diagram
▶	- 1044704	05	1	I	MTG GP - CONTROL PNL (EMCP II)		View Diagram
▶	- 1216202	10	1	I	REGULATOR GP		View Diagram
▶	- 1218855	07	1	I	CONNECTION GP		View Diagram
▶	- 1219640	05	1	I	CONNECTION GP - INTERCONNECT		View Diagram
▶	- 1329327	00	1	S	CLEANER GP. - AIR(EPOXY 2 ELE)	Drawing...	View Diagram
▶	- 3573045	01	1	I	BOX GP-BASIC	Drawing...	View Diagram
▶	- 1449056	03	1	I	TRANSFORMER-CURRENT		View Diagram
▶	- 1543477	03	1	I	TRANSFORMER GP		View Diagram
▶	- 1981905	00	1	I	PAINT - FINISH		View Diagram
▶	- 2085885	03	1	I	RAIL GP		View Diagram
▶	- 2087482	00	1	I	TEST - GEN ELE SYS LE		View Diagram
▶	- 2203435	00	1	S	MOUNTING GP - ISOLATOR	Drawing...	View Diagram
▶	- 2210752	00	1	I	SPACE HEATER RELAY	Drawing...	View Diagram
▶	- 2295706	04	1	I	SENSOR GP-ENGINE		View Diagram
▶	- 2324878	01	1	I	BATTERY DISCONNECT SWITCH		View Diagram
▶	- 2406833	01	1	I	HARNESS AS (EMCP II LOW VOLTAG		View Diagram
▶	- 2413378	03	1	I	WIRING GP (CBDVR +EMCP II)		View Diagram
▶	- 2470305	06	1	I	INSTALLATION AR-COUPLING		View Diagram
▶	- 3171012	03	1	I	PANEL AS		View Diagram
▶	- 2057860	10	1	I	FILM GP - 17 DIGIT PIN		View Diagram
▶	LA5053	02	1	I	2E 0-10V 60HZ KW TRANSDUCER		
▶	- 3118558	01	1	S	DIAGRAM - WIRING		View Diagram
▶	- 3184878	03	1	I	HARNESS AS		View Diagram
▶	- 2120221	03	1	I	CONNECTION GP - G		View Diagram
▶	- 2120229	08	1	I	HARNESS AS.		View Diagram
▶	- 3249183	00	1	S	TRANSDUCER - WATT		View Diagram
▶	3571662	01	1	I	CERTIFICATION GP (EU)		View Diagram
▶	1214713	00	1	I	ENGLISH DISPLAY UNITS		View Diagram
▶	LE6558	03	1	I	G3520C 60HZ JACKET WATER HTR	Drawing...	
▶	- 2292243	09	1	I	COVER GP		View Diagram
▶	- 2315072	06	1	I	MTG GP-JW HEATER		View Diagram
▶	- 2316269	03	1	I	LINES GP-WATER		View Diagram
▶	- 1896642	03	1	I	JACKET WATER HEATER		View Diagram
▶	LA3766	01	1	I	G3520C RH JW CONNECTION		
▶	- 2090838	06	1	I	CONNECTION GP-RH		View Diagram
▶	LA3782	00	1	I	G3520C FUEL REGULAT0R	Drawing...	
▶	- 2102007	03	1	S	REGULATOR GP		View Diagram
▶	LA3784	00	1	I	FUEL SHUTOFF VALVE FOR G3520C	Drawing...	
▶	- 9Y6992	06	1	S	VALVE GP	Drawing...	View Diagram
▶	3266199	02	1	S	FILTER AS	Drawing...	View Diagram
▶	LE0176	06	1	I	OVERSIZE BATTERY - 2600CCA		
▶	- 7L7872	09	2	S	24 VOLT BATTERY SET - DRY		View Diagram
▶	LE0952	04	1	I	REMOVAL AR, BATTERIES, CABLES,		
▶	2860177	00	1	S	CHARGER-BATTERY	Drawing...	View Diagram
▶	LA3768	01	1	I	60 AMP ALTERNATOR	Drawing...	
▶	- 2134520	04	1	I	GUARD GP		View Diagram
▶	- 2128212	05	1	I	MOUNTING GP		View Diagram
▶	- 2168354	01	1	I	WIRING GP		View Diagram
▶	- 3331184	04	1	I	ALTERNATOR GP -B	Drawing...	View Diagram
▶	- 1718947	05	1	I	DRIVE GP-ACC (UPPER LH)		View Diagram
▶	LA5041	00	1	I	OIL-BULK-1 LITER:DO NOT DRAIN		
▶	- 2830781	00	541	I	OIL-BULK-1 LITER: DO NOT DRAIN		View Diagram
▶	LA5520	00	1	I	G3520C 50/60 HZ PRELUBE PUMP		
▶	- 3504305	03	1	I	MTG GP - PRELUBE		View Diagram
▶	- 3498531	01	1	I	PUMP GP - PRELUBE		View Diagram
▶	- 3288779	02	1	I	LINES GP - WATER		View Diagram
▶	5N9597		1	I	VOLTAGE INDICATOR 480V, 60HZ		View Diagram

▶ 9Y8164	1	I	CONTINUOUS POWER APPLICATION	View Diagram
▶ 0V1065	1	I	END USE: GENERAL EPG	View Diagram
▶ 0P1793	1	I	***GEN SET TEST CHG @ 0.8 PF**	View Diagram
▶ LL0764	00	1	I	2889 BHP 2055 GEN KW 60 HZ
▶ - 0K7725	1	I	2154 BKW (2889 BHP) @ 1800 RPM	View Diagram
▶ - 0V3682	1	I	PROCEDURE 400	View Diagram
▶ CA0866	07	1	I	LANGUAGE MARKINGS-ENGLISH

Ship Loose [Top](#)

43 results found, displaying 1 to 43

Reference Number	Eng Chg	Quantity	ASM	LESS 	Set Type	Description	BreakDown...
SEBP5410		1	S			PTSCD	BreakDown...
SEBU7681		1	S			OMM	BreakDown...
SELF5463		1	S			WARRANTY	BreakDown...
		1	S			PVA 000\00000000	BreakDown...
3N7056		1	S			SUPPORT GP-BAT	BreakDown...
- 3N7054		2	S			SUPPORT AS-BAT	BreakDown...
- 3N7055		2	S			BOARD	BreakDown...
7L7872		1	S			BATTERY GP -B	BreakDown...
- 2V7397		2	S			CABLE AS	BreakDown...
- 8L8413		4	S			STRAP-CABLE	BreakDown...
- 9G0003		2	S			COVER-TERMINAL	BreakDown...
- 9G0004		2	S			COVER-TERMINAL	BreakDown...
- 9X9730		4	S			BATTERY-12 VOLT	BreakDown...
7W0825		1	S			CABLE GP-ELEC	BreakDown...
- 3V6785		2	S			CABLE AS	BreakDown...
- 8N0869		2	S			COVER-TERMINAL	BreakDown...
- 8N1725		2	S			COVER-TERMINAL	BreakDown...
- 8W3083		2	S			CABLE AS	BreakDown...
9Y6992		1	S			VALVE GP-SOL	BreakDown...
9Y8220		1	S			INDICATOR GP -E	BreakDown...
- 3B6552		1	S			ELBOW-PIPE	BreakDown...
- 5L3233		1	S			FITTING-SAFETY	BreakDown...
- 9Y8869		1	S			INDICATOR	BreakDown...
1218855		1	S			CONNECTION GP -G	BreakDown...
- 1716721		1	S			PARTS KIT	BreakDown...
1329327		1	S			CLEANER GP-AIR-A	BreakDown...
- 3B7725		1	S			CAP-PIPE	BreakDown...
- 4W3637		1	S			HOSE	BreakDown...
- 1168535		8	S			CLAMP-BAND	BreakDown...
- 1329331		1	S			CLEANER GP-AIR-B	BreakDown...
1441828		1	S			GENERATOR AR-PWR	BreakDown...
- 1716719		1	S			PARTS KIT	BreakDown...
2102007		1	S			REGULATOR GP -A	BreakDown...
2203435		1	S			MTG GP-ISOLATORS	BreakDown...
- 8T4994		10	S			WASHER-HARD	BreakDown...
- 1785048		10	S			ISOLATOR AS	BreakDown...
2860177		1	S			CHARGER-BATTERY	BreakDown...
3118558		1	S			*PRT-DIAGRAM-WIR	BreakDown...
3249183		1	S			TRANSDUCER-WATT	BreakDown...
3266199		1	S			FILTER AS	BreakDown...
ESO		1	S			(PRNT ESO COPY)	BreakDown...
6L4502		1	S			PROD MARKING SYS	BreakDown...
- PML		1	S			CHK PM FOR FILMS	BreakDown...

Caterpillar Confidential: **Green**

Content Owner: Commercial Processes Division

Web Master(s): [PSG Web Based Systems Support](#)

Current Date: 9/3/2021, 3:26:19 PM

© Caterpillar Inc. 2021 All Rights Reserved.

[Data Privacy Statement](#).